

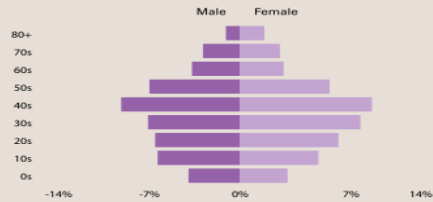
# **Implications of Demographic Change in Global Cities**

Michael K. Gusmano, Ph.D.  
Research Scholar  
The Hastings Center

# Demographic Profile of Global Cities

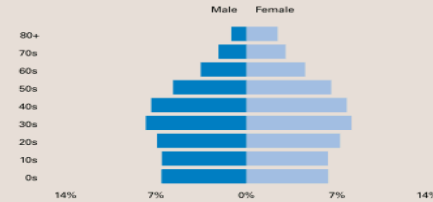
## HONG KONG

life expectancy 82.5 years



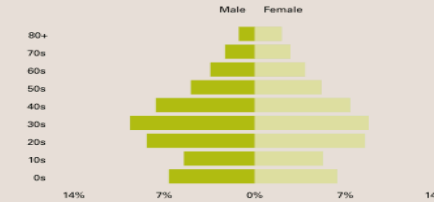
## NEW YORK CITY

life expectancy 77.6 years



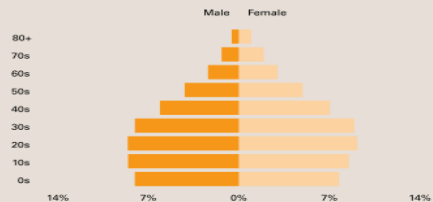
## LONDON

life expectancy 79.2 years



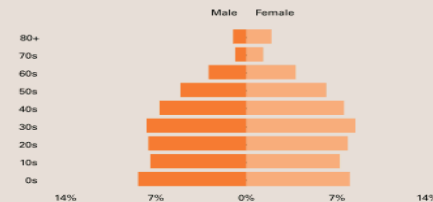
## MEXICO CITY

life expectancy 75.9 years



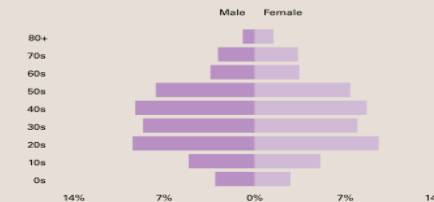
## SÃO PAULO

life expectancy 70.8 years



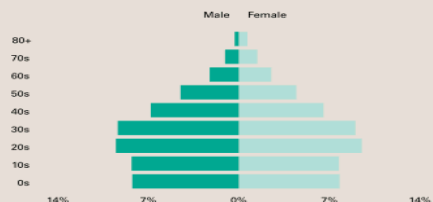
## SHANGHAI

life expectancy 81 years



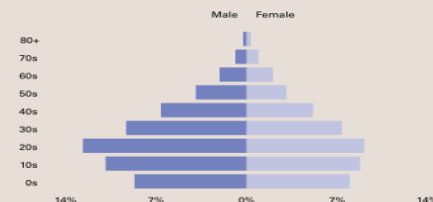
## ISTANBUL

life expectancy 72.4 years



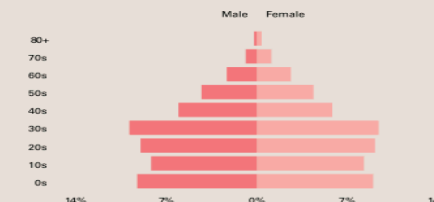
## MUMBAI

life expectancy 68.1 years



## JOHANNESBURG

life expectancy 51 years\*



\*For Gauteng Province.

# Avoidable Hospital Conditions and Marker Conditions Population 65+ (2006-2008)

